

ANNUAL WATER QUALITY REPORT

Reporting Year 2024



Presented By

DavidsonWater
INCORPORATED

Este informe contiene información muy importante sobre su agua potable. Tradúzcalo o hable con alguien que lo entienda bien.

PWS ID#: NC02-29-025



Water Quality Report for 2024

Davidson Water drinking water meets all water quality standards. Our constant goal is to provide you with a safe and dependable supply of drinking water. We want to continually improve the water treatment process and protect our water resources. For 2024, as in previous years, our treatment facilities met or surpassed all state and federal standards for drinking water quality. This accomplishment reflects the quality and dedication of the employees who work year-round to provide adequate supplies of safe drinking water.

This report includes details about the sources of your drinking water and how it is treated. We provide this updated information annually because we are committed to delivering top-quality drinking water to our customers.

We encourage you to read through this report to better understand the water quality in your community. For more detailed information on water testing and results, visit our website or contact our office directly. Thank you for being an active participant in ensuring the safety and quality of our water supply.

Where Does My Water Come From?

The Gregg W. Stabler Treatment Plant and the C. O. Pickle Plant are located on Koontz Road near Highway 64 West, in Lexington. Our source water is the Yadkin River, which begins in Blowing Rock, where it starts out as a small stream and follows along Highway 321 and then along State Road 268, deepening as other tributaries feed into it. The Yadkin then feeds into the W. Kerr Scott Dam Reservoir. The W. Kerr Scott Dam is an earthen dam built in 1960 by the Army Corps of Engineers for flood control. The reservoir has 125 miles of shoreline and holds up to 112,000 acre-feet of water, or 36.5 billion gallons. (An acre-foot is one acre of water one foot deep, or 325,000 gallons.) A minimum flow must be released through the dam to keep a constant supply of water flowing down the Yadkin.

During 2024 Davidson Water purchased water from the City of Winston-Salem and the City of Archdale to supplement peak usage or emergency needs. To obtain a Water Quality Report from the City of Winston-Salem or the City of Archdale, please contact them:

City of Winston-Salem: (336) 727-8000

City of Archdale: (336) 434-7364

About Our Notifications

1. Regulatory limits for total trihalomethanes (TTHM) and the sum of five haloacetic acids (HAA5) are based on the locational running annual average (LRAA) of the sample site. The sample sites are approved by the state as part of a monitoring plan and stay the same unless the system appeals for a change of location. If the state approves the change, then the location can be changed. The sample sites at B02 and B08 were changed and sampled prior to the state giving final approval. The state has since approved the new sample locations.

2. The regulatory limits on TTHM and HAA5 are based on the LRAA. Samples are collected every quarter, and the LRAA is updated. The LRAA must stay below 80 parts per billion (ppb) for TTHM. While our LRAA is well below state limits, we are required to notify the public within one year if we exceed the 80 ppb limit on any sample at any location. During our third quarter sampling, we exceeded the 80 ppb limit at two locations, B05 and B06.

Water Treatment Process

The treatment process consists of a series of steps. First, raw water is drawn from our water source and sent through a series of three reservoirs to allow natural settling of silt and particulate matter. Chlorine dioxide is the first chemical added in the treatment process. It acts as a disinfectant for the raw water as well as an effective method of iron and manganese control. The water then goes to a mixing tank where ferric sulfate and pH-adjusting chemicals are added. The addition of these substances causes small particles called floc to adhere to one another, making them heavy enough to be removed from the water in a set of sedimentation basins. Sodium hypochlorite (bleach) is then added for disinfection. At this point, the water is filtered through layers of fine anthracite coal and silicate sand. As smaller suspended particles are removed, turbidity disappears and clear water emerges.

Bleach is added again as a precaution against any bacteria that may still be present throughout the distribution system. (We carefully monitor the amount of bleach, adding the lowest quantity necessary to protect the safety of your water without compromising taste.) Seasonally, a portion of filtered water is processed through granular activated carbon filters to polish the water, removing taste and odor-causing compounds as well as reducing potential disinfection by-products. Finally, caustic soda (to adjust the final pH and alkalinity), fluoride (to prevent tooth decay), and a corrosion inhibitor (to protect distribution system pipes) are added before the water is pumped to clearwells (on-site storage used to give chemicals contact time with the water), water towers, and your home or business.

QUESTIONS?

For more information about this report, or for any questions relating to your drinking water, please contact Terry Crowe, Director of Water Plant Operations, at (704) 201-3857 or tcrowe@davidsonwater.com.

ANNUAL MEETING SPECIAL CALLED BOARD MEETING

Davidson Water's annual meeting is usually held on the second Monday in March. A notice with a proxy statement is mailed prior to the meeting. The 2025 annual meeting was on Monday, March 10, 2025, at 7:30 p.m. at the Davidson Water office in Welcome. President Lee Comer presided. Reid Smith, Secretary, read the minutes from the 2024 meeting. David Huneycutt, from Turlington & Company, went over the financial statements and year-end audit. Mr. Huneycutt stated the company was in sound financial shape. Jonathan Ray, CEO and General Manager, reported on operations and maintenance of the water system, along with capital improvements to the system.

2025 Annual Meeting Report on Operations of Davidson Water, March 10, 2025

Good evening. I first would like to introduce some of the management team that is with us tonight: Ben Palmer, Director of Construction and Engineering; Eric Hege, Chief Information Officer; Josh James, Controller; Danny Thompson, Engineer - GIS Manager; Terry Crowe, Director of Water Plant Operations; Craig Koonts, Water Plant Operations Coordinator; Lisa Koonts, Human Resources; and Susan Little, Member Services Manager.

I am pleased to report that Davidson Water currently has approximately 67,900 connections and 61,800 active members, which is a 2-percent increase from the prior year.

At Davidson Water, we believe our employees are our most important asset. We are currently fully staffed with a head count of 86. We strive to be an employer of choice and provide opportunities for our employees to grow. Over the past year, 10 employees have received state certifications, 3 have obtained federal licenses, and 4 have been cross-trained internally to perform additional duties. We believe in promoting from within, and 12 employees have received promotions. Additionally, we have welcomed 11 new hires.

I would be remiss not to mention the recent retirement of two important individuals from our organization. Ron Sink served as general manager for 11 years and was also a member of the board of directors for 20 years. Robert Walters retired as vice president of construction and engineering after 45 years with the organization. We extend our deepest gratitude to both of these men for their dedication to Davidson Water and the community we serve.

Water Treatment, Water Quality, and Major Water Plant Projects

Our average daily flow from the water plant was just under 11 million gallons per day (MGD), with a peak flow of nearly 16.5 MGD. Water quality remains our top priority, and all test results were well within U.S. EPA regulations. We continuously strive to improve water quality, and one of our major focuses over the past year has been our flushing program. Proper flushing of water lines helps maintain water freshness and allows us to optimize treatment chemical levels. We successfully trialed an automatic flushing unit and plan to deploy more of these units this year.

The U.S. EPA-required Fifth Unregulated Contaminant Monitoring Rule (UCMR5) testing was conducted quarterly to detect if 30 specified chemical contaminants were in our water as it entered the distribution system. Of these 30 contaminants,

29 were per- and polyfluorinated substances (PFAS), also known as "forever chemicals," and the remaining one was lithium. Each round of testing resulted in nondetected levels for all contaminants.

Construction continues on our Water Plant Generator Replacement Project, which is scheduled for completion this month. This new 2,500 kW generator will ensure our ability to reliably treat and provide water during power outages. The new unit meets the latest environmental emissions requirements, with a total project cost of \$4.8 million.

The replacement of eight high-service pumps and associated valves was completed in May 2024. These new pumps improve hydraulic efficiency and capacity for distributing treated water from the water plant to the distribution system. The total project cost was \$970,000.

Distribution

Our distribution system saw large line upgrades, extensions, and pipe relocations, totaling 14 miles of new line and 6 miles of replacement pipe. Davidson Water now maintains approximately 1,950 miles of water lines. Currently, 36 active projects involving townhomes, subdivisions, or other construction activities that have been authorized by the state are in the early stages of construction. Installing services for new developments is a daily task for our in-house tap crews, with 1,139 services installed in 2024.

Supply chain issues for project materials have mostly stabilized, except for brass goods. Electrical equipment for some capital projects still requires extended lead times. Several upcoming North Carolina Department of Transportation projects will require water line relocations and include the intersection at Highway 109 and US Highway 64, Finch Farm Road, and Highway 109 in Wallburg. All are currently in the design phase.

As part of the Lead and Copper Rule Revisions issued by the U.S. EPA, Davidson Water completed a review of the utility-owned portion of service lines and conducted a statistical analysis of the member-owned portions. We can state with 95 percent confidence that fewer than 1 percent of our service lines contain lead. Furthermore, we can declare that our distribution system has no lead service lines or galvanized lines requiring replacement.

Meter Services

The Meter Services Department continues to install automatic meter reading (AMR) drive-by meters for high-demand large-meter customers, enabling detailed consumption tracking. Our goal is to achieve 100 percent AMR implementation by 2027. Currently, all residential and small business customers are using AMR technology. Additionally, we have launched a retired meter change-out program for residential customers, replacing all meters from 2004 and older.

To stay at the forefront of technology, we are planning a pilot study utilizing advanced metering infrastructure (AMI) technology and ultrasonic meters. This combination would provide members with near-real-time consumption data.

Information Technology

Following a significant update to our accounting software, we

experienced some initial integration challenges, which were quickly resolved. Our focus has now shifted to upcoming upgrades involving server hardware, which are currently in preparation and expected to be completed in the coming months.

Cybersecurity remains a top priority. We recently replaced our firewalls as part of our regular refresh cycle and continue to keep all systems updated with regular vulnerability scans. Eric Hege, our CIO, served on the 2024 Critical Infrastructure Partnership Advisory Council (CIPAC) Water Security Task Force, which developed cybersecurity guidelines for the water and wastewater sector. The task force held multiple meetings, both virtually and in person in Washington, D.C.

We have also added a new staff member, Todd Myers, who is responsible for programming and maintaining some of our in-house applications. He is integrating these applications with our GIS and CIS platforms, and we are excited about the improvements this will bring.

Member Services

Davidson Water continues to offer our members a multitude of ways to make payments. Our office and drive-through windows allow for convenient on-site payments, while for remote payment options, we still provide autodraft, phone, and web pay. We continually look for ways to improve the member experience and will be evaluating additional payment methods this year.

Capital Credits

Capital credits are excess margins (or profits) created by nonprofit companies. In September 2024, Davidson Water distributed \$420,351 in capital credits to members who received water service in 1991. The board has authorized the retirement of \$494,647 in capital credits from the fiscal year 1992, with payments expected in the third quarter of 2025.

Davidson Water now offers early retirement of capital credits for former members who have passed away, provided they had no surviving spouse. Interested descendants, executors, or administrators may apply for early retirement with our Capital Credits office.

Employee Giving and Community Outreach

Davidson Water employees have been very generous in giving back to the community. This past year, our United Way campaign contributions totaled \$9,486. During our annual food drive, employees and the company contributed money along with nonperishable food items for the Greater Things Outreach Center in Welcome. In response to Hurricane Helene, employees raised funds for Samaritan's Purse to support those in need in western North Carolina.

Davidson Water and our employees also supported Hurricane Helene relief efforts by providing both manpower and materials to assist the city of Asheville in the restoration of its water system. Ten employees volunteered for temporary assignments that ranged in duration from making a day trip to deliver supplies to working two weeks away from home. In total, over 800 man-hours were spent in support of our neighbors to the west.

Scholarships

Davidson Water annually awards four college scholarships in the amount of \$5,000 each to deserving high school seniors in memory of past board members. Last year's recipients were

Gracie Brewer, Trinity High School; Lorelei Elbersen, South Davidson High School; Mattison Ridge, Ledford High School; and Reese Sullivan, North Davidson High School.

We are happy to announce tonight that going forward, this scholarship program will be named the Davidson Water Inc. Thad K. Hartley Memorial Scholarship. Thad Hartley's leadership and service left a lasting impact on our organization and the community. A member of the original board of directors, he served as the first secretary from 1973 to 2001 and as president from 2001 to 2007. In addition to his contributions to Davidson Water, he was a devoted educator and community leader, serving as assistant superintendent of Davidson County Schools and supporting numerous local organizations. This scholarship honors his legacy of service, leadership, and commitment to education.

Davidson Water also awarded four \$1,000 scholarships to students attending Davidson Davie Community College. Last year's recipients were Christian Barrett, North Davidson High School; Nathaniel Minter, Ledford High School; Alexander Sprinkle, Ledford High School; and Lukus Overby, Central Davidson High School.

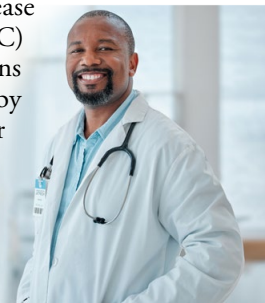
Conclusion

In closing, I want to emphasize our commitment to our mission of providing safe, reliable water to our members at the lowest possible cost. We will continue to do that with the leadership of our board and management, the expert guidance of our professional partners, the dedication and expertise of our employees, and the support of our members. Thank you.

Jonathan Ray
General Manager

Important Health Information

Some people may be more vulnerable to contaminants in drinking water than the general population. Immunocompromised persons, such as persons with cancer undergoing chemotherapy, persons who have undergone organ transplants, people with HIV/AIDS or other immune system disorders, some elderly, and infants, can be particularly at risk from infections. These people should seek advice about drinking water from their health-care providers. U.S. Environmental Protection Agency (U.S. EPA)/Centers for Disease Control and Prevention (CDC) guidelines on appropriate means to lessen the risk of infection by *Cryptosporidium* and other microbial contaminants are available from the Safe Drinking Water Hotline (800) 426-4791 or [epa.gov/safewater](https://www.epa.gov/safewater).



Source Water Assessment

The North Carolina Department of Environment and Natural Resources (DENR), Public Water Supply (PWS) Section, Source Water Assessment Program (SWAP) conducted assessments for all drinking water sources across North Carolina. The purpose of the assessments was to determine the susceptibility of each drinking water source (well or surface water intake) to potential contaminant sources (PCS). The results of the assessment are available in SWAP Assessment Reports that include maps, background information, and a relative susceptibility rating of higher, moderate, or lower.

The relative susceptibility rating of each source was determined by combining the contaminant rating (number and location of PCS within the assessment area) and the inherent vulnerability rating (i.e., characteristics or existing conditions of the well or watershed and its delineated assessment area). It is important to understand that a higher susceptibility rating does not imply poor water quality, only the system's potential to become contaminated by PCS in the assessment area. The assessment findings are summarized in the table below:

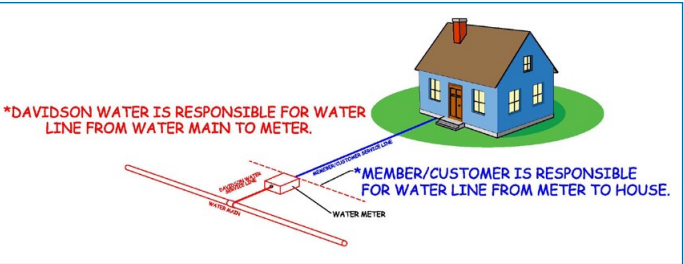
SOURCE NAME	SUSCEPTIBILITY RATING	SWAP REPORT DATE
Salem Lake	Higher	September 5, 2017
Yadkin River (Idols Dam)	Higher	September 5, 2017
Yadkin River (PWSWANN WT)	Moderate	September 5, 2017

The complete SWAP Assessment Report may be viewed at ncwater.org/?page=600. Note that because SWAP results and reports are periodically updated by the PWS Section, the results available on this website may differ from the results that were available at the time this Consumer Confidence Report was prepared. If you are unable to access your SWAP report online, you may mail a written request for a printed copy to Source Water Assessment Program – Report Request, 1634 Mail Service Center, Raleigh, NC 27699-1634 or email swap@ncdenr.gov. Please indicate your system name and number and provide your name, mailing address, and phone number. If you have any questions about the SWAP report, please contact the Source Water Assessment staff by phone at (919) 707-9098.

Lead in Home Plumbing

Lead can cause serious health problems, especially for pregnant women and young children. Lead in drinking water is primarily from materials and components associated with service lines and home plumbing. Davidson Water is responsible for providing high-quality drinking water and removing lead pipes but cannot control the variety of materials used in plumbing components in your home. You share the responsibility for protecting yourself and your family from the lead in your home plumbing. You can take responsibility by identifying and removing lead materials within your home plumbing and taking steps to reduce your family's risk. Before drinking tap water, flush your pipes for several minutes by running your tap, taking a shower, or doing laundry or a load of dishes. You can also use a filter certified by an American National Standards Institute-accredited certifier to reduce lead in drinking water. If you are concerned about lead and wish to have your water tested, contact Director of Water Plant Operations Terry Crowe at (336) 201-3857 or tcrowe@davidsonwater.com. Information on lead in drinking water, testing methods, and steps you can take to minimize exposure is available at epa.gov/safewater/lead.

To address lead in drinking water, public water systems were required to develop and maintain an inventory of service line materials by October 16, 2024. Developing an inventory and identifying the location of lead service lines (LSL) is the first step for beginning LSL replacement and protecting public health. The lead service inventory may be found at <https://www.davidsonwater.com/MemberInfo/LeadCopper.aspx>. Please contact us if you would like more information about the inventory or any lead sampling that has been done.



Utility-Owned Service Lines

We want to assure our members that Davidson Water has never installed LSLs on the utility-owned portion of our water system. Our infrastructure has always adhered to high safety and material standards, ensuring the delivery of clean, safe drinking water to our community.

Member-Owned Service Lines

In addition to evaluating the utility-owned portion, we have also reviewed the member-owned service lines, particularly for homes or businesses built before the 1987 federal lead ban. We estimate that there are approximately 33,800 connections within our system that fall into this category.

To ensure that these lines are lead-free, Davidson Water followed the Service Line Inventory Statistical Methods and Predictive Modeling Guidance for North Carolina in conducting a statistical analysis of member-owned service lines. We performed over 5,500 visual inspections of service lines at the meter box—well above the 381 inspections required for statistical analysis. None of these inspections identified LSLs. Based on this analysis, Davidson Water is able to state, with 95 percent confidence, that we have fewer than 1 percent of service lines containing lead. Additionally, we declare that our distribution system has no LSLs or galvanized service lines requiring replacement.

Substances That Could Be in Water

The sources of drinking water (both tap water and bottled water) include rivers, lakes, streams, ponds, reservoirs, springs, and wells. As water travels over the surface of the land or through the ground, it dissolves naturally occurring minerals and, in some cases, radioactive material and can pick up substances resulting from the presence of animals or from human activity. Contaminants that may be present in source water include:

Microbial Contaminants, such as viruses and bacteria, which may come from sewage treatment plants, septic systems, agricultural livestock operations, and wildlife.

Inorganic Contaminants, such as salts and metals, which can occur naturally in the soil or groundwater or may result from urban stormwater runoff, industrial or domestic wastewater discharges, oil and gas production, mining, or farming.

Pesticides and Herbicides, which may come from a variety of sources such as agriculture, urban stormwater runoff, and residential uses.

Organic Chemical Contaminants, including synthetic and volatile organic chemicals, which are by-products of industrial processes and petroleum production and can also come from gas stations, urban stormwater runoff, and septic systems.

Radioactive Contaminants, which can occur naturally or be the result of oil and gas production and mining activities.

In order to ensure that tap water is safe to drink, U.S. EPA prescribes regulations which limit the amount of certain contaminants in water provided by public water systems. Food and Drug Administration regulations establish limits for contaminants in bottled water, which must provide the same protection for public health.

Drinking water, including bottled water, may reasonably be expected to contain at least small amounts of some contaminants. The presence of contaminants does not necessarily mean that water poses a health risk. More information about contaminants and potential health effects can be obtained by calling the Safe Drinking Water Hotline at (800) 426-4791 or visiting epa.gov/safewater.



Test Results

We routinely monitor for over 150 contaminants in your drinking water according to federal and state laws. The tables list all the drinking water contaminants that we detected in the last round of sampling for each particular contaminant group. The presence of contaminants does not necessarily indicate that water poses a health risk. Unless otherwise noted, the data presented in this table is from testing done between January 1 through December 31, 2024.

The U.S. EPA and the state allow us to monitor for certain contaminants less than once per year because the concentrations of these contaminants are not expected to vary significantly from year to year. Some of the data, though representative of the water quality, is more than one year old.

REGULATED SUBSTANCES								
SUBSTANCE (UNIT OF MEASURE)	YEAR SAMPLED	HIGHEST LEVEL ALLOWED MCL [MRDL]	IDEAL GOAL MCLG [MRDLG]	AVERAGE LEVEL DETECTED	RANGE LOW-HIGH	VIOLATION	TYPICAL SOURCE	
Chlorine (ppm)	2024	[4]	[4]	1.58	0.49–2.54	No	Water additive used to control microbes	
Chlorine Dioxide (ppb)	2024	[800]	[800]	78	ND–450	No	Water additive used to control microbes	
Chlorite (ppm)	2024	1	0.8	0.2	NA	No	By-product of drinking water disinfection	
Haloacetic Acids [HAAs] (ppb)	2024	60	NA	27.3 ¹	10.0-32.0	No	By-product of drinking water disinfection	
Total Organic Carbon [TOC]	2024	TT	NA	1.95	1.82–2.16	No	Naturally present in the environment	
TTHMs [total trihalomethanes] (ppb)	2024	80	NA	49.3 ¹	13–95	No	By-product of drinking water disinfection	
Turbidity ² (NTU)	2024	TT = 1 NTU	NA	0.292	NA	No	Soil runoff	
Turbidity (lowest monthly percent of samples meeting limit)	2024	TT = 95% of samples meet the limit	NA	100	NA	No	Soil runoff	
Tap water samples were collected for lead and copper analyses from sample sites throughout the community								
SUBSTANCE (UNIT OF MEASURE)	YEAR SAMPLED	AL	IDEAL GOAL MCLG	AMOUNT DETECTED (90TH %ILE)	RANGE LOW-HIGH	SITES ABOVE AL/ TOTAL SITES	VIOLATION	TYPICAL SOURCE
Copper (ppm)	2022	1.3	1.3	0.1378	NA	0/52	No	Corrosion of household plumbing systems; erosion of natural deposits
SECONDARY SUBSTANCES								
SUBSTANCE (UNIT OF MEASURE)	YEAR SAMPLED	SMCL	IDEAL GOAL MCLG	AVERAGE LEVEL DETECTED	RANGE LOW-HIGH	VIOLATION	TYPICAL SOURCE	
Fluoride (ppm)	2024	2.0	NA	0.462	NA	No	Erosion of natural deposits; water additive which promotes strong teeth; discharge from fertilizer and aluminum factories	
pH (units)	2024	6.5-8.5	NA	7.49	NA	No	Naturally occurring	
UNREGULATED SUBSTANCES ³								¹ Based on an LRAA. ² Turbidity is a measure of the cloudiness of the water. We monitor it because it is a good indicator of the effectiveness of our filtration system. The turbidity rule requires that 95% or more of the monthly samples must be less than or equal to 0.3 NTU. ³ Unregulated contaminants are those for which U.S. EPA has not established drinking water standards. The purpose of unregulated contaminant monitoring is to assist U.S. EPA in determining the occurrence of unregulated contaminants in drinking water and whether future regulations are warranted.
SUBSTANCE (UNIT OF MEASURE)	YEAR SAMPLED	AVERAGE LEVEL DETECTED		RANGE LOW-HIGH		TYPICAL SOURCE		
Chlorate (ppb)	2015	110		86–110		NA		
Chromium-6 (ppb)	2015	0.05		0.04–0.05		NA		
Perfluorobutanesulfonic Acid [PFBS] (ppb)	2023	ND		NA		NA		
Perfluorodecanoic Acid [PFDA] (ppb)	2023	ND		NA		NA		
Sodium (ppm)	2024	15.8		15.8–15.8		NA		
Strontium (ppb)	2015	47.9		46.8–47.9		NA		
Sulfate (ppm)	2024	22		22–22		Runoff/leaching from natural deposits; industrial wastes		

¹ Based on an LRAA.

² Turbidity is a measure of the cloudiness of the water. We monitor it because it is a good indicator of the effectiveness of our filtration system. The turbidity rule requires that 95% or more of the monthly samples must be less than or equal to 0.3 NTU.

³ Unregulated contaminants are those for which U.S. EPA has not established drinking water standards. The purpose of unregulated contaminant monitoring is to assist U.S. EPA in determining the occurrence of unregulated contaminants in drinking water and whether future regulations are warranted.

Definitions

90th %ile: The levels reported for lead and copper represent the 90th percentile of the total number of sites tested. The 90th percentile is equal to or greater than 90% of our lead and copper detections.

AL (Action Level): The concentration of a contaminant which, if exceeded, triggers treatment or other requirements which a water system must follow.

LRAA (Locational Running Annual Average): The average of sample analytical results for samples taken at a particular monitoring location during the previous four calendar quarters under the Stage 2 Disinfectants and Disinfection Byproducts Rule.

MCL (Maximum Contaminant Level): The highest level of a contaminant that is allowed in drinking water. MCLs are set as close to the MCLGs as feasible using the best available treatment technology.

MCLG (Maximum Contaminant Level Goal): The level of a contaminant in drinking water below which there is no known or expected risk to health. MCLGs allow for a margin of safety.

MRDL (Maximum Residual Disinfectant Level): The highest level of a disinfectant allowed in drinking water. There is convincing evidence that addition of a disinfectant is necessary for control of microbial contaminants.

MRDLG (Maximum Residual Disinfectant Level Goal): The level of a drinking water disinfectant below which there is no known or expected risk to health. MRDLGs do not reflect the benefits of the use of disinfectants to control microbial contaminants.

NA: Not applicable.

ND (Not detected): Indicates that the substance was not found by laboratory analysis.

NTU (Nephelometric Turbidity Units): Measurement of the clarity, or turbidity, of water. Turbidity in excess of 5 NTU is just noticeable to the average person.

ppb (µg/L) (parts per billion): One part substance per billion parts water (or micrograms per liter).

ppm (mg/L) (parts per million): One part substance per million parts water (or milligrams per liter).

Removal Ratio: A ratio between the percentage of a substance actually removed to the percentage of the substance required to be removed.

SMCL (Secondary Maximum Contaminant Level): These standards are developed to protect aesthetic qualities of drinking water and are not health based.

TT (Treatment Technique): A required process intended to reduce the level of a contaminant in drinking water.

Which household activity wastes the most water?

Most people would say the majority of water use comes from showering or washing dishes; however, toilet flushing is by far the largest single use of water in a home (accounting for 40% of total water use). Toilets use about 4–6 gallons per flush, so consider an ultra-low-flow (ULF) toilet, which requires only 1.5 gallons.

— BY THE NUMBERS —



5.1
TRILLION

The dollar value needed to keep water, wastewater, and stormwater systems in good repair.



12
THOUSAND

The average amount in gallons of water used to produce one megawatt-hour of electricity.



47.5
TRILLION

The amount in gallons of water used to meet U.S. electric power needs in 2020.



1.7
TRILLION

The gallons of drinking water lost each year to faulty, aging, or leaky pipes.



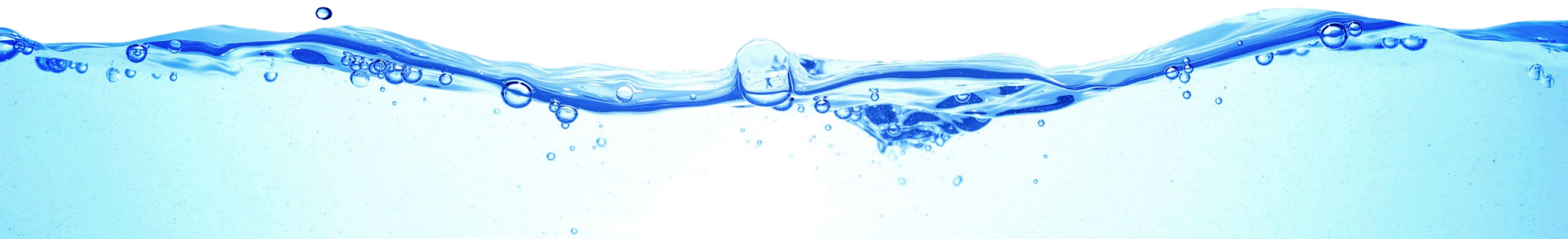
33%

The percentage of water sector employees who will be eligible to retire by 2033.



2

How often in minutes a water main breaks.



NOTICE TO THE PUBLIC

IMPORTANT INFORMATION ABOUT YOUR DRINKING WATER

Davidson Water Inc Has Not Met Monitoring Requirements

We are required to monitor your drinking water for specific contaminants on a regular basis. Results of regular monitoring are an indicator of whether or not our drinking water meets health standards. During the compliance period(s) specified in the table below, we ['did not monitor or test' or 'did not complete all monitoring or testing'] for the contaminants group(s) listed and therefore cannot be sure of the quality of our drinking water during that time.

CONTAMINANT GROUP**	FACILITY ID NO./ SAMPLE POINT ID	COMPLIANCE PERIOD BEGIN DATE	SAMPLING FREQUENCY	WHEN SAMPLES WERE TAKEN
DBP	B05, B06 (D01)	7/1/2024	8 / QT	8/6/2024
TTHM AND HAA5	B02, B08	4/1/2024	8 / QT	7/18/2024

** See back of this notice for the complete list of individual contaminants for each contaminant group

What should I do? There is nothing you need to do at this time. **The above notifications are not for water quality, but were issued strictly for monitoring issues.**

What happened? What is being done?

TTHM and HAA5 regulatory limits are based on the LRAA (Locational Running Annual Average) of the sample site. The sample sites are approved by the State as part of a monitoring plan and stay the same unless the system appeals for a change of location. If the state approves the change, then the location can be changed. The sample sites at B02 and B08 were changed and sampled prior to the State giving final approval. The State has since approved the new sample locations.

The regulatory limits on TTHM and HAA are based on the LRAA (Locational Running Annual Average). Samples are collected every quarter and the LRAA is updated. The LRAA must stay below 80 ppb (parts per billion) for TTHM's. While our LRAA is well below state limits, we are required to notify the public within one year if we exceed the 80ppb limit on any sample at any of the sample locations. For our third quarter sampling we exceeded the 80ppb limit at two locations. The locations are listed above (B05, B06).

Please share this information with all the other people who drink this water, especially those who may not have received this notice directly (for example, people in apartments, nursing homes, schools, and businesses). You can do this by posting this notice in a public place or distributing copies by hand or mail.

For more information, please contact:

Terry Crowe, Director of Water Plant Operations

704-201-3857

Tcrowe @davidsonwater.com

Responsible Person Davidson Water Inc.	System Name Davidson Water Inc	System Address (Street) ATTN Johnathon Ray PO Box 969
Phone Number 336-731-5525	System PWSID # NC0229025	System Address (City, State, Zip) Welcome NC, 7374 - 0969


Violation Awareness Date: 7/18/24, 8/6/24

CCR

Date Notice Distributed: _____ **Method of Distribution:** _____

Public Notification Certification:

The public water system named above hereby affirms that public notification has been provided to its consumers in accordance with all delivery, content, format, and deadline requirements specified in 15A NCAC 18C .1523.

Owner/Operator:  Jonathan Ray 3/12/2025
(Signature) (Print Name) (Date)

Contaminant Group List

(BA) Total Coliform Bacteria includes Fecal/*E.coli* bacteria. Testing for Fecal/*E.coli* bacteria is required if repeat samples confirm presence of total coliform.

(AS) Asbestos - includes testing for Chrysotile, Amphibole and Total Asbestos.

(TTHM) - Total Trihalomethanes - include Chloroform, Bromoform, Bromodichloromethane, and Chlorodibromomethane.

(TOC) - Total Organic Carbon - includes testing for Alkalinity, Dissolved Organic Carbon (DOC), Total Organic Carbon (TOC) and Ultraviolet Absorption 254 (UV254). Source water samples must be tested for both TOC and Alkalinity. Treated water samples must be tested for TOC.

Source water samples and treated water samples must be collected on the same day.

(HAA5)- Haloacetic Acids - include Monochloroacetic Acid, Dichloroacetic Acid, Trichloroacetic Acid, Monobromoacetic Acid, Dibromoacetic Acid.

(BB) Bromate/Bromide – includes testing for Bromate and/or Bromide.

(CD) Chlorine Dioxide/Chlorite – includes testing for Chlorine Dioxide and/or Chlorite.

(IC) Inorganic chemicals - includes Antimony, Arsenic, Barium, Beryllium, Cadmium, Chromium, Cyanide, Fluoride, Iron, Manganese, Mercury, Nickel, pH, Selenium, Sodium, Sulfate, and Thallium.

(LC) Lead and copper are tested by collecting one sample and testing that sample for both lead and copper.

(NT) Nitrate/ (NI) Nitrite – includes testing for nitrate and/or nitrite.

(RA) Radionuclides - includes Gross Alpha, Radon, Uranium, Combined Radium, Radium 226, Radium 228, Gross Beta, Tritium, Strontium 89, Strontium 90, Iodine 131, and Cesium 134.

(SOC) – Synthetic Organic Chemicals/Pesticides - SOC's are commonly used in industrial and manufacturing processes. SOC's include 2,4-D, 2,4,5-TP (Silvex), 3-Hydroxycarbofuran, Alachlor, Aldicarb, Aldicarb Sulfone, Aldicarb Sulfoxide, Aldrin, Atrazine, Benzo(a)pyrene, Butachlor, Carbaryl, Carbofuran, Chlordane, Dalapon, Dieldrin, Di(2-ethylhexyl)adipate, Di(2-ethylhexyl)phthalate, Dibromochloropropane (DBCP), Dicamba, Dinoseb, Endrin, Ethylene dibromide (EDB), Heptachlor, Heptachlor Epoxide, Hexachlorobenzene, Hexachlorocyclopentadiene, Lindane, Methomyl, Metolachlor, Methoxychlor, Metribuzin, Oxamyl(vydate), PCBs, Propachlor, Pentachlorophenol, Picloram, Simazine, Toxaphene.

(VOC) - Volatile Organic Chemicals - VOCs are commonly used in industrial and manufacturing processes. VOCs include p-Isopropyltoluene, Chloromethane, Dichlorodifluoromethane, Bromomethane, Chloroethane, Fluorotrichloromethane, Hexachlorobutadiene, Naphthalene, 1,2,4-Trichlorobenzene, Cis-1,2-Dichloroethylene, Dibromomethane, 1,1-Dichloropropene, 1,3-Dichloropropane, 1,3-Dichloropropene, 1,2,3-Trichloropropane, 2,2-Dichloropropane, 1,2,4-Trimethylbenzene, 1,2,3-Trichlorobenzene, n-Butylbenzene, 1,3,5-Trimethylbenzene, Tert-Butylbenzene, Sec-Butylbenzene, Bromochloromethane, Chloroform, Bromoform, Bromodichloromethane, Chlorodibromomethane, Xylenes (Total), Dichloromethane, o-Chlorotoluene, p-Chlorotoluene, m-Dichlorobenzene, o-Dichlorobenzene, p-Dichlorobenzene, Vinyl Chloride, 1,1,-Dichloroethylene, 1,1-Dichloroethane, Trans-1,2,-Dichloroethylene, 1,2-Dichloroethane, 1,1,1-Trichloroethane, Carbon Tetrachloride, 1,2-Dichloropropane, Trichloroethylene, 1,1,2-Trichloroethane, 1,1,1,2-Tetrachloroethane, Tetrachloroethylene, 1, 1,2,2-Tetrachloroethane, Chlorobenzene, Benzene, Toluene, Ethylbenzene, Bromobenzene, Isopropylbenzene, Styrene, and n-Propylbenzene.

Instructions for Completing the Notice/Certification Form & for Performing Public Notice for Tier 3 Monitoring Violations

1. **Complete ALL the missing information on the “Notice to the Public.”** (Note: Under the section of the notice entitled “What Happened? What is being done? When will the problem be corrected?” describe corrective actions you took or are taking. You may choose the appropriate language below, or develop your own:

- We have since taken the required samples, as described in the last column of the table above. The sample results showed we are meeting drinking water standards.
- We have since taken the required samples, as described in the last column of the table above. The sample for coliform bacteria exceeded the limit. [Describe corrective action; use information from public notice prepared for violating the limit.]
- We plan to take the required samples soon, as described in the last column of the table above.)

2. **Provide public notification to your customers within 12 months after you learn of the violation as follows:**

Community systems must use one of the following:

- Hand or direct delivery
- Mail, as a separate notice or included with the bill

For community systems, this notice is appropriate for insertion in an annual notice or the Consumer Confidence Report (CCR), as long as public notification timing and delivery requirements are met (C.F.R. 141.204(d)).

Non-community systems must use one of the following:

- Posting in conspicuous locations
- Hand delivery
- Mail

For non-community systems, if you post the notice, it must remain posted as long as the violation or situation persists; in no case should the notice be posted less than 7 days, even if the violation is resolved. (C.F.R. 141.204(b)).

(Note: **Both** community and non-community systems must use *another* method reasonably calculated to reach others **IF** they would not be reached by one of the required methods listed above (C.F.R. 141.204(c)). Such methods could include newspapers, e-mail, or delivery to community organizations.

- **Both sides of this public notice/certification MUST be delivered to the persons served by the water system** in order for your customers to have access to the required **Contaminant Group List**.
 - If you mail, post, or hand deliver, print your notice on letterhead, if available.
 - Notify new billing customers or units prior to or at the time their service begins.
 - Provide multi-lingual notifications if 30% of the residents served are non-English speaking.
 - Repeat the notice quarterly for as long as the violation exists.
 - Should you decide not to use this enclosed notice and develop your own version instead, the mandatory language in ***bold italics*** may not be altered and you **MUST** include the ten required elements listed in C.F.R. 141.205.
3. **After issuing the “Notice to the Public” to your customers, sign and date the “Publication Notification Certification” at the bottom of the notice. Mail the completed public notice/certification form to the Public Water Supply Section, ATTN: Public Notification Rule Manager, 1634 Mail Service Center, Raleigh, NC 27699-1634 within ten days after issuing the notice (C.F.R. 141.31(d)). Keep a copy for your files.**